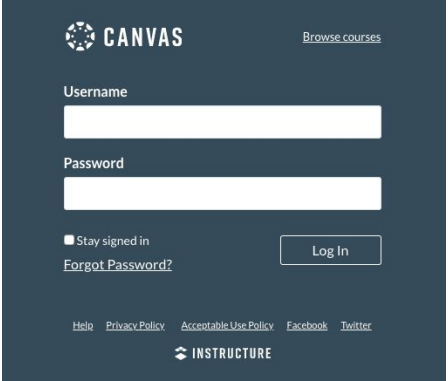

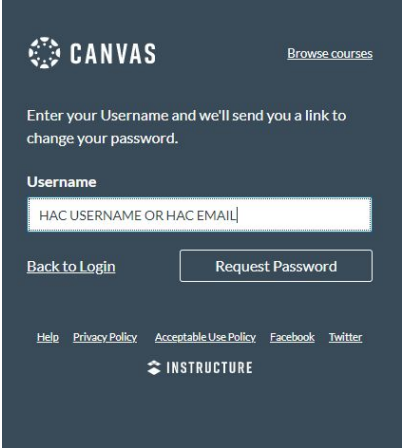

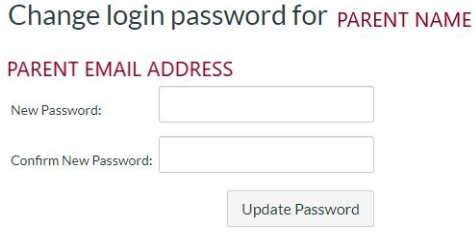
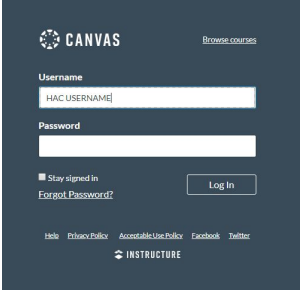
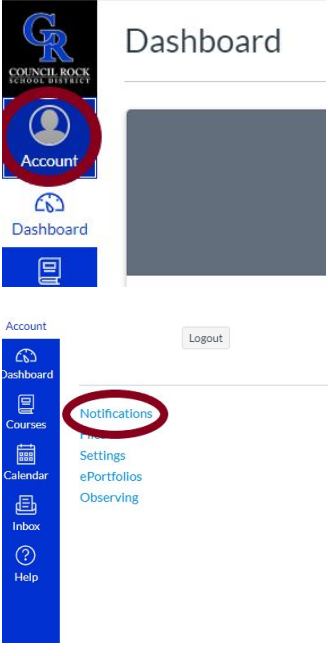


# Connecting to your CRSD Canvas Parent Account





In order for you to login to your Canvas account, you will need to create a password. Please have your HOME ACCESS CENTER (HAC) *Login* and *Email* available to perform this process.

<p>1.</p>	<p>Go to <a href="https://councilrock.instructure.com/">https://councilrock.instructure.com/</a> (CHROME Browser recommended) <b>Internet Explorer is <u>NOT</u> supported</b></p>	
<p>2.</p>	<p>Click “Forgot Password” below the password box on the left</p>	
<p>3.</p>	<p>Enter your CRSD Home Access Center (HAC) <u>LOGIN</u> <b>OR</b> CRSD Home Access Center (HAC) registered <u>email</u> into box labeled “Username”  Then click “Request Password”</p>	
<p>4.</p>	<p>You will receive an email from Council Rock School District <a href="mailto:notifications@instructure.com">notifications@instructure.com</a> at your CRSD Home Access Center (HAC) registered email with the subject “Forgot Password: Canvas”.</p> <p>This could take up to 15 minutes. Please check your spam folder. If you need assistance, please email <a href="mailto:HACSupport@crsd.org">HACSupport@crsd.org</a></p>	<p><b>IMAGE OF THE EMAIL:</b></p> <p>From: Council Rock School District &lt;<a href="mailto:notifications@instructure.com">notifications@instructure.com</a>&gt; Date: Thu, Sep Subject: Forgot Password: Canvas To: <b>YOUR HAC EMAIL ADDRESS</b></p> <p>You requested a confirmation of your password for logging into Canvas. This address is associated with the login, " ".</p> <p><a href="#">Click here to set a new password</a></p> <p></p> <p><a href="#">Update your notification settings</a></p>

# Connecting to your CRSD Canvas Parent Account

<p>5. Click the link in the email that reads “Click here to set a new password.” (CHROME Browser recommended) <b>Internet Explorer is NOT supported</b></p> <p>You will be redirected to a webpage to enter a new password (twice), then click the Update Password button.</p>	
<p>6. Click “Update Password” and you will be redirected to the <a href="https://councilrock.instructure.com/">https://councilrock.instructure.com/</a> login page. (CHROME Browser recommended) <b>Internet Explorer is NOT supported</b></p> <p>Enter your CRSD Home Access Center (HAC) LOGIN into the “Username” box and your newly updated password into the “Password” box.</p> <p>If you cannot remember your HAC Username, it is located in the “forgot Password” email see image on right for location circled in red.</p>	 <p>From: Council Rock School District &lt;<a href="mailto:notifications@instructure.com">notifications@instructure.com</a>&gt;  Date: Thu, Sep  Subject: Forgot Password: Canvas  To: <b>YOUR HAC EMAIL ADDRESS</b></p> <p>You requested a confirmation of your password for logging into Canvas.</p> <p>This address is associated with the logi “ ”</p> <p><a href="#">Click here to set a new password</a></p> <p><a href="#">Update your notification settings</a></p>
<p>7. You will open up into the Canvas “Dashboard.” Here is a link to the Canvas Observer Guide for more information on how to navigate Canvas.  <a href="https://community.canvaslms.com/docs/DOC-10917-canvas-observer-guide-table-of-contents">https://community.canvaslms.com/docs/DOC-10917-canvas-observer-guide-table-of-contents</a></p> <p>However, in the meantime, you may want to update your notification settings to reduce or increase the number of emails you receive regarding your child’s coursework in Canvas. <b>You will only need to set your notifications once and it will apply to all courses in Canvas.</b> To do this, click “Account” on the left hand global navigation bar and then select the blue link to “Notifications” from the pop-out. For more on this topic  <a href="https://community.canvaslms.com/docs/DOC-10910-4144710318">https://community.canvaslms.com/docs/DOC-10910-4144710318</a></p>	

# Connecting to your CRSD Canvas Parent Account

<p><b>8.</b></p>	<p><b>You may want to download the Canvas Parent APP:</b></p>	
	 <p>Canvas Parent Instructure Education Everyone You don't have any devices.</p>	<p>Google Play: <a href="https://play.google.com/store/apps/details?id=com.instructure.parentapp&amp;hl=en">https://play.google.com/store/apps/details?id=com.instructure.parentapp&amp;hl=en</a></p> <p>iTunes: <a href="https://itunes.apple.com/us/app/canvas-parent/id1097996698?mt=8">https://itunes.apple.com/us/app/canvas-parent/id1097996698?mt=8</a></p>
<p><b>9.</b></p>	<p><b>You may want to consider allowing your child to download the following apps for school:</b></p>	
	 <p>Canvas Student Instructure Education Everyone This app is compatible with your device.</p>	<p>Google Play: <a href="https://play.google.com/store/apps/details?id=com.instructure.candroid&amp;hl=en_US">https://play.google.com/store/apps/details?id=com.instructure.candroid&amp;hl=en_US</a></p> <p>iTunes: <a href="https://apps.apple.com/us/app/canvas-student/id480883488">https://apps.apple.com/us/app/canvas-student/id480883488</a></p>
	 <p>Safe2Say Something PA Anderson Software Communication Everyone This app is compatible with your device. Add to Wishlist</p>	<p>Google Play: <a href="https://play.google.com/store/apps/details?id=com.p3tips.safe2say&amp;hl=en_US">https://play.google.com/store/apps/details?id=com.p3tips.safe2say&amp;hl=en_US</a></p> <p>iTunes: <a href="https://apps.apple.com/us/app/safe2say-something-pa/id1447700275">https://apps.apple.com/us/app/safe2say-something-pa/id1447700275</a></p>
	 <p>Google Drive Google LLC Productivity Everyone Offers in-app purchases This app is compatible with your device.</p>	<p>Google Play: <a href="https://play.google.com/store/apps/details?id=com.google.android.apps.docs&amp;hl=en_US">https://play.google.com/store/apps/details?id=com.google.android.apps.docs&amp;hl=en_US</a></p> <p>iTunes: <a href="https://apps.apple.com/us/app/google-drive/id507874739">https://apps.apple.com/us/app/google-drive/id507874739</a></p>